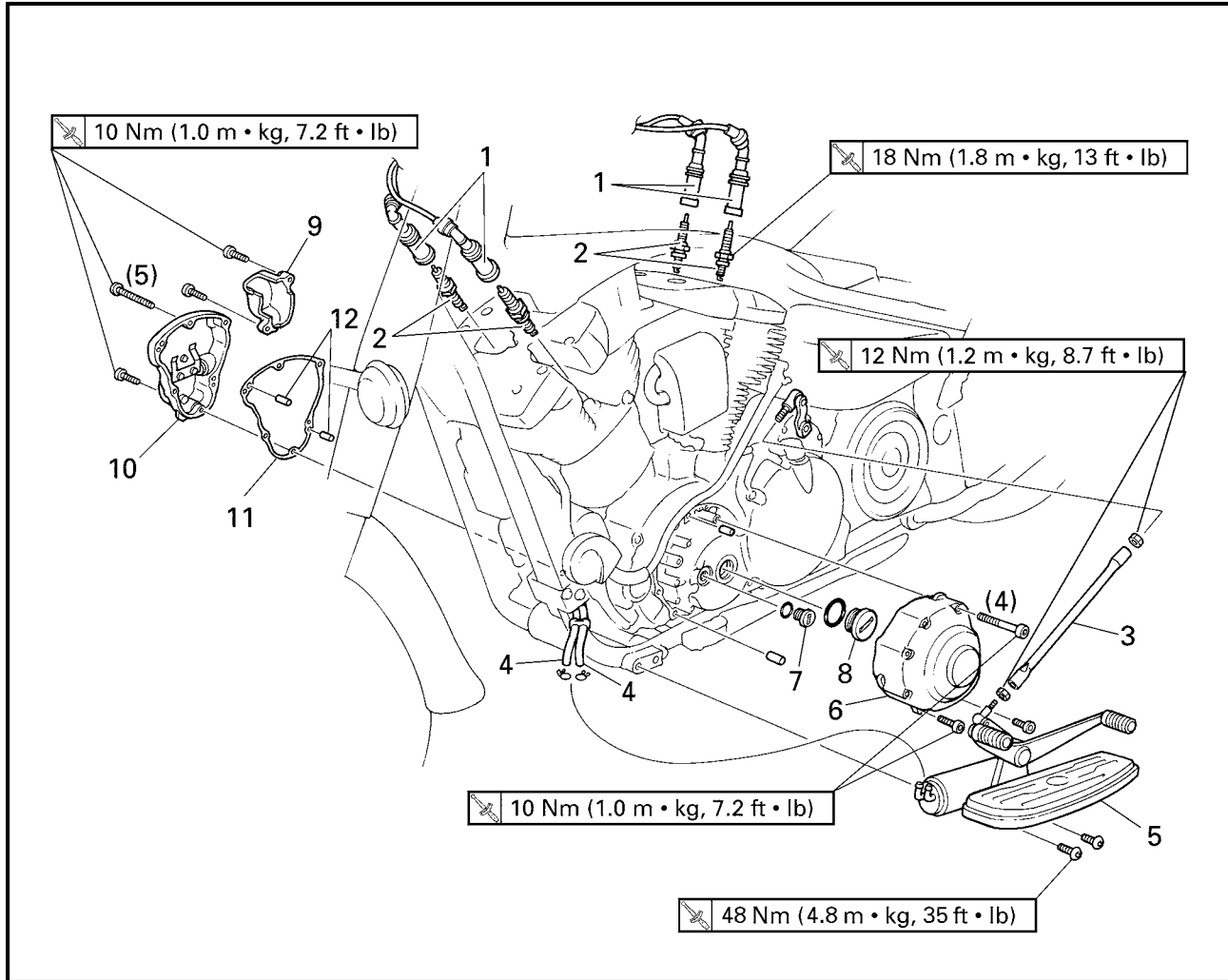




ROCKER ARMS, PUSH RODS AND VALVE LIFTERS

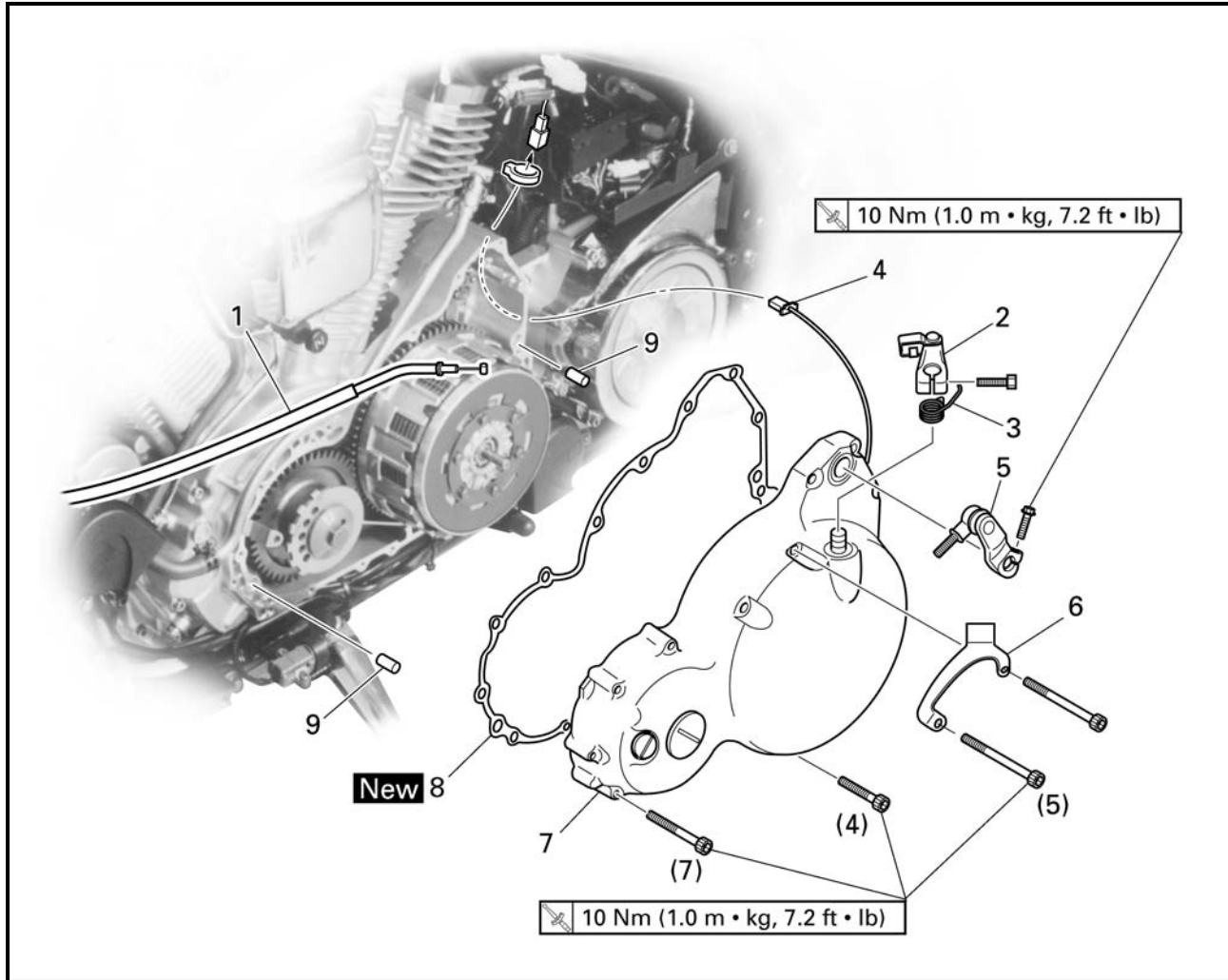


5

Order	Job/Part	Q'ty	Remarks
	Removing the engine left side cover and camshaft sprocket cover		Remove the parts in the order listed.
	Rider seat/fuel tank/air filter case		Refer to "SEATS AND SIDE COVER", "FUEL TANK" and "AIR FILTER CASE" in chapter 3.
	Engine oil		Drain.
1	Spark plug cap	4	Disconnect.
2	Spark plug	4	
3	Shift rod	1	
4	Charcoal canister hose	2	Disconnect.
5	Rider footrest (left)	1	
6	Engine left side cover	1	
7	Timing mark accessing screw	1	
8	Crankshaft end cover	1	



EAS00273

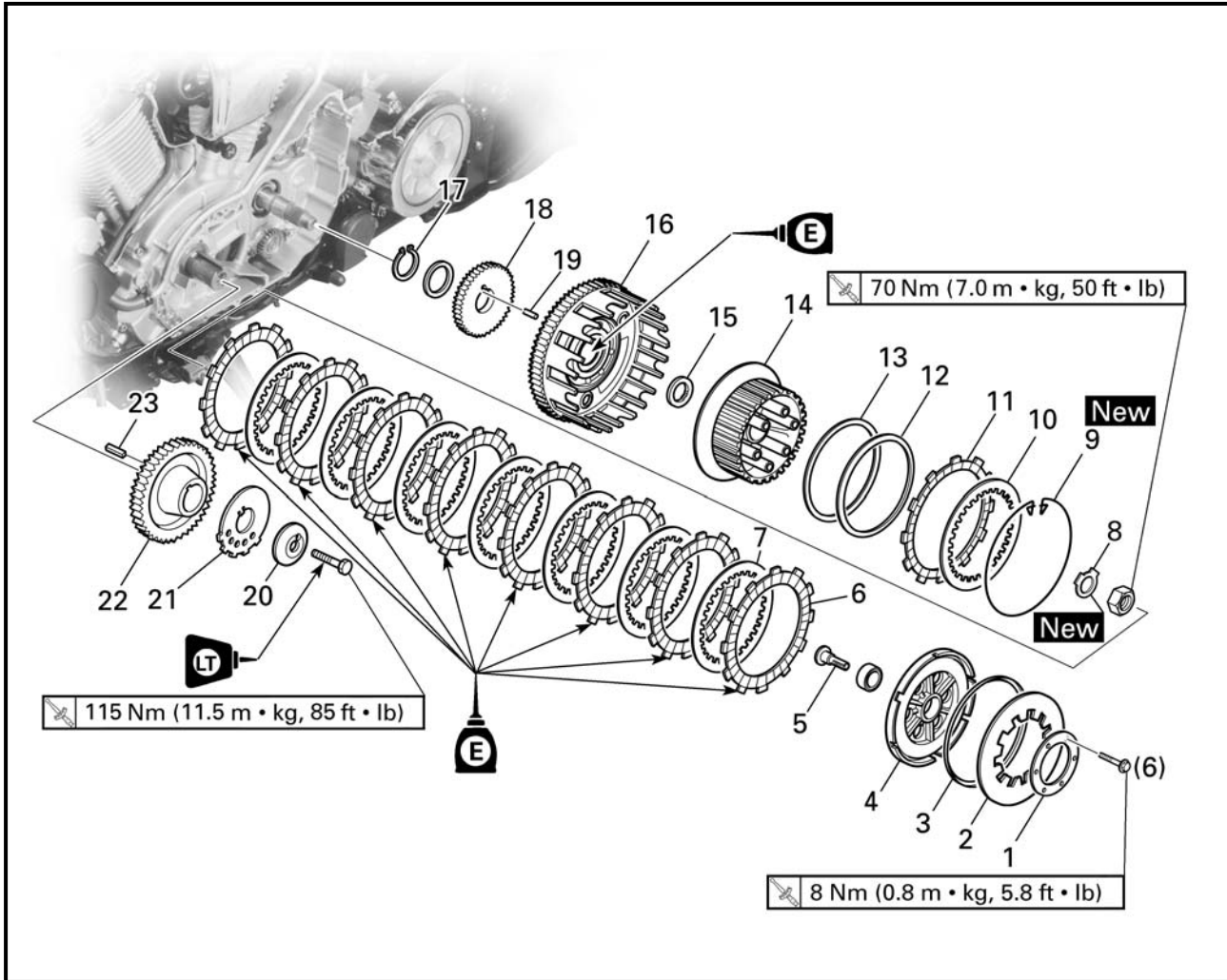


5

Order	Job/Part	Q'ty	Remarks
	Removing the clutch cover		Remove the parts in the order listed.
	Left side cover		Refer to "SEATS AND SIDE COVERS" in chapter 3.
	Engine left side cover		Refer to "ROCKER ARMS, PUSH RODS AND VALVE LIFTERS".
	Engine oil		Drain.
1	Clutch cable	1	Disconnect.
2	Pull lever	1	
3	Pull lever spring	1	
4	Pickup coil coupler	1	Disconnect.
5	Shift arm	1	
6	Clutch cable holder	1	
7	Clutch cover	1	



EAS00274



5

Order	Job/Part	Q'ty	Remarks
	Removing the clutch		Remove the parts in the order listed. Refer to "GENERATOR".
1	Clutch spring plate retainer	1	
2	Clutch spring plate	1	
3	Clutch spring plate seat	1	
4	Pressure plate	1	
5	Pull rod	1	
6	Friction plate	7	
7	Clutch plate	6	
8	Lock washer	1	
9	Wire circlip	1	
10	Clutch plate	1	
11	Friction plate	1	
12	Clutch damper spring	1	